



3M Science.
Applied to Life.™

3M™ Adhesive Transfer Tape 467MP

Last Revision Date: May, 2022

Product Description

Finite Element Analysis (FEA) data is available for this product at: [3m.com/FEA](https://www.3m.com/FEA)

3M™ High Performance Acrylic Adhesive 200MP is a popular choice for graphic attachment and general industrial joining applications. It provides outstanding adhesion to metal and high surface energy plastics. This adhesive provides some initial repositionability for placement accuracy when bonding to plastics. It also performs well after exposure to humidity and hot/cold cycles.

Product Features

- Up to 400°F short-term heat resistance
- Excellent solvent resistance
- Excellent shear strength to resist slippage and edge lifting

Technical Information Note

The following technical information and data should be considered representative or typical only and should not be used for specification purposes.


Typical Physical Properties

Property	Values	Additional Information
Adhesive Type	Acrylic	
Liner	58# Polycoated Kraft Paper (PCK)	
Liner Thickness	0.11 mm	
Liner Color	Tan	View
Test Name: Primary		
Total Tape Thickness (mil)	2.3 mil	View
Test Method: ASTM D3652		
Total Tape Thickness (mm)	0.06 mm	View

Test Method: ASTM D3652


Liner Print	467MP
Liner Thickness	4.2 mil

Typical Performance Characteristics

Property	Values	Additional Information
90° Peel Adhesion	5.4 N/cm	View 

Test Method: ASTM D3330

Dwell/Cure Time: 15.0
Dwell Time Units: min
Temp C: 23C
Temp F: 72F
Environmental Condition: 50%RH
Substrate: Stainless Steel
Backing: 2 mil Aluminum Foil

90° Peel Adhesion	49 oz/in	View 
-------------------	----------	--

Test Method: ASTM D3330

Dwell/Cure Time: 15.0
Dwell Time Units: min
Temp C: 23C
Temp F: 72F
Environmental Condition: 50%RH
Substrate: Stainless Steel
Backing: 2 mil Aluminum Foil


Notes: 12 in/min (300 mm/min)

90° Peel Adhesion	10 N/cm	View 
-------------------	---------	--

Test Method: ASTM D3330

Backing: 2 mil Aluminum Foil

Notes: 12 in/min (300 mm/min)

90° Peel Adhesion	92 oz/in	View 
-------------------	----------	--

Test Method: ASTM D3330

Dwell/Cure Time: 72.0
Dwell Time Units: hr
Temp C: 23C
Temp F: 72F
Environmental Condition: 50%RH
Substrate: Stainless Steel
Backing: 2 mil Aluminum Foil

Notes: 12 in/min (300 mm/min)

90° Peel Adhesion	16.7 N/cm	View 
-------------------	-----------	--


Test Method: ASTM D3330

Dwell/Cure Time: 72.0
 Dwell Time Units: hr
 Temp C: 70C
 Temp F: 158F
 Environmental Condition: 50%RH
 Substrate: Stainless Steel
 Backing: 2 mil Aluminum Foil

Notes: 12 in/min (300 mm/min)

90° Peel Adhesion

153 oz/in

View 

Test Method: ASTM D3330

Dwell/Cure Time: 72.0
 Dwell Time Units: hr
 Temp C: 70C
 Temp F: 158F
 Environmental Condition: 50%RH
 Substrate: Stainless Steel
 Backing: 2 mil Aluminum Foil

Notes: 12 in/min (300 mm/min)

90° Peel Adhesion

7 N/cm

View 


Test Method: ASTM D3330

Dwell/Cure Time: 72.0
 Dwell Time Units: hr
 Temp C: 23C
 Temp F: 72F
 Environmental Condition: 50%RH
 Substrate: Aluminum
 Backing: 2 mil Aluminum Foil

Notes: 12 in/min (300 mm/min)

90° Peel Adhesion

64 oz/in

View 

Test Method: ASTM D3330

Dwell/Cure Time: 72.0
 Dwell Time Units: hr
 Temp C: 23C
 Temp F: 72F
 Environmental Condition: 50%RH
 Substrate: Aluminum
 Backing: 2 mil Aluminum Foil

Notes: 12 in/min (300 mm/min)

90° Peel Adhesion

2.4 N/cm

View 


Test Method: ASTM D3330

Dwell/Cure Time: 72.0
 Dwell Time Units: hr
 Temp C: 23C
 Temp F: 72F
 Environmental Condition: 50%RH
 Substrate: ABS
 Backing: 2 mil Aluminum Foil

Notes: 12 in/min (300 mm/min)

90° Peel Adhesion

22 oz/in

View 

Test Method: ASTM D3330


Dwell/Cure Time: 72.0
 Dwell Time Units: hr
 Temp C: 23C

Temp F: 72F
 Environmental Condition: 50%RH
 Substrate: ABS
 Backing: 2 mil Aluminum Foil

Notes: 12 in/min (300 mm/min)

90° Peel Adhesion

7 N/cm

View 

Test Method: ASTM D3330

Dwell/Cure Time: 72.0
 Dwell Time Units: hr
 Temp C: 23C
 Temp F: 72F
 Environmental Condition: 50%RH
 Substrate: Acrylic (PMMA)
 Backing: Aluminum Foil

90° Peel Adhesion

64 oz/in

View 

Test Method: ASTM D3330

Dwell/Cure Time: 72.0
 Dwell Time Units: hr
 Temp C: 23C
 Temp F: 72F
 Environmental Condition: 50%RH
 Substrate: Acrylic (PMMA)
 Backing: Aluminum Foil

90° Peel Adhesion

9.9 N/cm

View 

Test Method: ASTM D3330

Dwell/Cure Time: 72.0
 Dwell Time Units: hr
 Temp C: 23C
 Temp F: 72F
 Environmental Condition: 50%RH
 Substrate: Glass
 Backing: 2 mil Aluminum Foil

Notes: 12 in/min (300 mm/min)

90° Peel Adhesion

90 oz/in

View 


Test Method: ASTM D3330

Dwell/Cure Time: 72.0
 Dwell Time Units: hr
 Temp C: 23C
 Temp F: 72F
 Environmental Condition: 50%RH
 Substrate: Glass
 Backing: 2 mil Aluminum Foil

Notes: 12 in/min (300 mm/min)

90° Peel Adhesion

4.4 N/cm

View 

Test Method: ASTM D3330

Dwell/Cure Time: 72.0
 Dwell Time Units: hr
 Temp C: 23C
 Temp F: 72F
 Environmental Condition: 50%RH
 Substrate: Polyvinyl chloride (PVC)
 Backing: Aluminum Foil

90° Peel Adhesion

40 oz/in

View 

Test Method: ASTM D3330

Dwell/Cure Time: 72.0

Dwell Time Units: hr

Temp C: 23C

Temp F: 72F


Environmental Condition: 50%RH

Substrate: Polyvinyl chloride (PVC)

Backing: Aluminum Foil

90° Peel Adhesion

7.8 N/cm

View 

Test Method: ASTM D3330

Dwell/Cure Time: 72.0

Dwell Time Units: hr

Temp C: 23C

Temp F: 72F

Environmental Condition: 50%RH

Substrate: Polycarbonate (PC)

Backing: 2 mil Aluminum Foil

Notes: 12 in/min (300 mm/min)

90° Peel Adhesion

71 oz/in

View 

Test Method: ASTM D3330

Dwell/Cure Time: 72.0

Dwell Time Units: hr

Temp C: 23C

Temp F: 72F

Environmental Condition: 50%RH


Substrate: Polycarbonate (PC)

Backing: 2 mil Aluminum Foil

Notes: 12 in/min (300 mm/min)

Tensile Lap Shear – Peak Load

164 lb

View 

Test Method: ASTM D1002

Substrate: Aluminum

Notes: 0.5 in² sample size

Short Term Temperature Resistance

400 °F

Short Term Temperature Resistance

204 °C

Long Term Temperature Resistance

149 °C

Long Term Temperature Resistance

300 °F

Static Shear


10000+ min

View 


Notes: 1in x 1in size; test terminated after 10,000 minutes

Static Shear


10000+ min

View 


Notes: 1in x 1in size; test terminated after 10,000 minutes

Static Shear 10000+ min View 


Notes: 1in x 1in size; test terminated after 10,000 minutes

Static Shear 10000+ min View 


Notes: 1in x 1in size; test terminated after 10,000 minutes

Static Shear 2284 min View 

Notes: 1in x 1in size; test terminated after 10,000 minutes

Static Shear 10000+ min View 

Notes: 1in x 1in size; test terminated after 10,000 minutes

180° Peel Adhesion 8.4 N/cm View 

Test Method: ASTM D3330

Dwell/Cure Time: 72.0

Dwell Time Units: hr

Temp C: 23C

Temp F: 72F

Environmental Condition: 50%RH

Substrate: Stainless Steel

Backing: Aluminum Foil

Notes: 12 in/min (300 mm/min)

180° Peel Adhesion 77 oz/in View 

Test Method: ASTM D3330

Dwell/Cure Time: 72.0

Dwell Time Units: hr

Temp C: 23C


Temp F: 72F

Environmental Condition: 50%RH

Substrate: Stainless Steel

Backing: Aluminum Foil

Notes: 12 in/min (300 mm/min)

Environmental Resistance 9.5 N/cm View 

Test Name: 90° Peel Adhesion

Dwell/Cure Time: 24.0

Dwell Time Units: hr

Temp C: 23C


Temp F: 72F

Environmental Condition: Control

Substrate: Stainless Steel

Backing: 2 mil Aluminum Foil

Notes: 12 in/min (300 mm/min)

Environmental Resistance 87 oz/in View 

Test Name: 90° Peel Adhesion

Dwell/Cure Time: 24.0


Dwell Time Units: hr

Temp C: 23C


Temp F: 72F

Environmental Condition: Control
 Substrate: Stainless Steel
 Backing: 2 mil Aluminum Foil

Notes: 12 in/min (300 mm/min)

Environmental Resistance 7.9 N/cm View 

Test Name: 90° Peel Adhesion
 Dwell/Cure Time: 1.0
 Dwell Time Units: hr
 Temp C: 23C
 Temp F: 72F
 Environmental Condition: Gasoline
 Substrate: Stainless Steel
 Backing: 2 mil Aluminum Foil
 Notes: 12 in/min (300 mm/min)

Environmental Resistance 72 oz/in View 

Test Name: 90° Peel Adhesion
 Dwell/Cure Time: 1.0
 Dwell Time Units: hr
 Temp C: 23C
 Temp F: 72F
 Environmental Condition: Gasoline
 Substrate: Stainless Steel
 Backing: 2 mil Aluminum Foil
 Notes: 12 in/min (300 mm/min)

Environmental Resistance 7.7 N/cm View 


Test Name: 90° Peel Adhesion
 Dwell/Cure Time: 1.0
 Dwell Time Units: hr
 Temp C: 23C
 Temp F: 72F
 Environmental Condition: MEK
 Substrate: Stainless Steel
 Backing: 2 mil Aluminum Foil
 Notes: 12 in/min (300 mm/min)

Environmental Resistance 70 oz/in View 

Test Name: 90° Peel Adhesion
 Dwell/Cure Time: 1.0
 Dwell Time Units: hr
 Temp C: 23C
 Temp F: 72F
 Environmental Condition: MEK
 Substrate: Stainless Steel
 Backing: 2 mil Aluminum Foil
 Notes: 12 in/min (300 mm/min)

Environmental Resistance 7.7 N/cm View 

Test Name: 90° Peel Adhesion
 Dwell/Cure Time: 1.0
 Dwell Time Units: hr
 Temp C: 23C
 Temp F: 72F
 Environmental Condition: Weak Acid (pH 4)
 Substrate: Stainless Steel
 Backing: 2 mil Aluminum Foil
 Notes: 12 in/min (300 mm/min)

Environmental Resistance 70 oz/in View 

Test Name: 90° Peel Adhesion
 Dwell/Cure Time: 1.0
 Dwell Time Units: hr
 Temp C: 23C
 Temp F: 72F
 Environmental Condition: Weak Acid (pH 4)
 Substrate: Stainless Steel
 Backing: 2 mil Aluminum Foil

Notes: 12 in/min (300 mm/min)

Environmental Resistance 7.2 N/cm View 


Test Name: 90° Peel Adhesion
 Dwell/Cure Time: 1.0
 Dwell Time Units: hr
 Temp C: 23C
 Temp F: 72F
 Environmental Condition: Weak Base (pH 10)
 Substrate: Stainless Steel
 Backing: 2 mil Aluminum Foil

Notes: 12 in/min (300 mm/min)

Environmental Resistance 66 oz/in View 

Test Name: 90° Peel Adhesion
 Dwell/Cure Time: 1.0
 Dwell Time Units: hr
 Temp C: 23C
 Temp F: 72F
 Environmental Condition: Weak Base (pH 10)
 Substrate: Stainless Steel
 Backing: 2 mil Aluminum Foil

Notes: 12 in/min (300 mm/min)

Environmental Resistance 13.9 N/cm View 


Test Name: 90° Peel Adhesion
 Dwell/Cure Time: 72.0
 Dwell Time Units: hr
 Temp C: 49C
 Temp F: 120F
 Environmental Condition: Oil 10W30
 Substrate: Stainless Steel
 Backing: 2 mil Aluminum Foil

Notes: 12 in/min (300 mm/min)

Environmental Resistance 127 oz/in View 

Test Name: 90° Peel Adhesion
 Dwell/Cure Time: 72.0
 Dwell Time Units: hr
 Temp C: 49C
 Temp F: 120F
 Environmental Condition: Oil 10W30
 Substrate: Stainless Steel
 Backing: 2 mil Aluminum Foil

Notes: 12 in/min (300 mm/min)

Environmental Resistance 9.5 N/cm View 

Test Name: 90° Peel Adhesion
 Dwell/Cure Time: 100.0
 Dwell Time Units: hr
 Temp C: 23C
 Temp F: 72F
 Environmental Condition: Water
 Substrate: Stainless Steel
 Backing: 2 mil Aluminum Foil

Notes: 12 in/min (300 mm/min)

Environmental Resistance

87 oz/in

View 

Test Name: 90° Peel Adhesion
 Dwell/Cure Time: 100.0
 Dwell Time Units: hr
 Temp C: 23C
 Temp F: 72F
 Environmental Condition: Water
 Substrate: Stainless Steel
 Backing: 2 mil Aluminum Foil

Notes: 12 in/min (300 mm/min)

Environmental Resistance

9.5 N/cm

View 

Test Name: 90° Peel Adhesion
 Dwell/Cure Time: 72.0
 Dwell Time Units: hr
 Temp C: 49C
 Temp F: 120F
 Environmental Condition: Salt water (5 wt% in water)
 Substrate: Stainless Steel
 Backing: 2 mil Aluminum Foil

Notes: 12 in/min (300 mm/min)

Environmental Resistance

87 oz/in

View 

Test Name: 90° Peel Adhesion
 Dwell/Cure Time: 72.0
 Dwell Time Units: hr
 Temp C: 49C
 Temp F: 120F
 Environmental Condition: Salt water (5 wt% in water)
 Substrate: Stainless Steel
 Backing: 2 mil Aluminum Foil

Notes: 12 in/min (300 mm/min)

Environmental Resistance

11.9 N/cm

View 

Test Name: 90° Peel Adhesion
 Dwell/Cure Time: 7.0
 Dwell Time Units: day
 Temp C: 32C
 Temp F: 90F
 Environmental Condition: 90%RH
 Substrate: Stainless Steel
 Backing: 2 mil Aluminum Foil

Notes: 12 in/min (300 mm/min)

Environmental Resistance

109 oz/in

View 

Test Name: 90° Peel Adhesion
 Dwell/Cure Time: 7.0
 Dwell Time Units: day
 Temp C: 32C
 Temp F: 90F
 Environmental Condition: 90%RH
 Substrate: Stainless Steel
 Backing: 2 mil Aluminum Foil

Notes: 12 in/min (300 mm/min)

Environmental Resistance


11.4 N/cm


View 

Test Name: 90° Peel Adhesion
 Dwell/Cure Time: 2000.0

Dwell Time Units: hr
 Environmental Condition: UV Conditions - ASTM G-154 Cycle 1
 Substrate: Stainless Steel
 Backing: 2 mil Aluminum Foil

Notes: 12 in/min (300 mm/min)


Environmental Resistance	104 oz/in	View 
<p>Test Name: 90° Peel Adhesion Dwell/Cure Time: 2000.0 Dwell Time Units: hr Environmental Condition: UV Conditions - ASTM G-154 Cycle 1 Substrate: Stainless Steel Backing: 2 mil Aluminum Foil</p> <p>Notes: 12 in/min (300 mm/min)</p>		


Environmental Resistance	12.3 N/cm	View 
<p>Test Name: 90° Peel Adhesion Dwell/Cure Time: 72.0 Dwell Time Units: hr Environmental Condition: Temperature Cycling: 4 Hours at 158°F (70°C). 4 Hours at -20°F (-29°C). 16 Hours at Room Temperature. Repeat three times Substrate: Stainless Steel Backing: 2 mil Aluminum Foil</p> <p>Notes: 12 in/min (300 mm/min)</p>		

Environmental Resistance	112 oz/in	View 
<p>Test Name: 90° Peel Adhesion Dwell/Cure Time: 72.0 Dwell Time Units: hr Environmental Condition: Temperature Cycling: 4 Hours at 158°F (70°C). 4 Hours at -20°F (-29°C). 16 Hours at Room Temperature. Repeat three times Substrate: Stainless Steel Backing: 2 mil Aluminum Foil</p> <p>Notes: 12 in/min (300 mm/min)</p>		

Electrical and Thermal Properties

Property	Values	Additional Information
Breakdown Voltage	1760 V	



Insulation Resistance	>2.5 x 10 ¹⁶ Ω	View 
Test Method: Mil-I-46058C		

Dielectric Constant 1KHz	2.72	View 
Test Method: ASTM D150		
Temp C: 23C Temp F: 72F		

Dissipation Factor	0.017	
--------------------	-------	--

Dielectric Strength	690 V/mil	View 
---------------------	-----------	--

Test Method: ASTM D149

Thermal Conductivity	0.18 W/m/K	View 
Test Method: ASTM C518		
Notes: results listed are at 109°F		
Thermal Conductivity	1.21 (btu-in)/(h-ft ² -°F)	View 
Test Method: ASTM C518		
Notes: results listed are at 109°F		
Coefficient of Thermal Expansion	618 ppm/°C	

Typical Environmental Performance

Humidity Resistance – High humidity has a minimal effect on adhesive performance. Bond strength shows no significant reduction after exposure for 7 days at 90°F (32°C) and 90% relative humidity.

UV Resistance – When properly applied, nameplates and decorative trim parts are not adversely affected by outdoor exposure.

Water Resistance – Immersion in water has no appreciable effect on the bond strength. After 100 hours at room temperature, the high bond strength is maintained.

Temperature Cycling Resistance – High bond strength is maintained after cycling four times through:

4 hours at 158°F (70°C)

4 hours at -20°F (-29°C)

4 hours at 73°F (22°C)

Chemical Resistance – When properly applied, nameplate and decorative trim parts will hold securely after exposure to numerous chemicals including oil, mild acids and alkalis.

Bond Build-up: The bond strength of 3M™ High Performance Acrylic Adhesive 200MP increases as a function of time and temperature

Temperature/Heat Resistance: 3M™ High Performance Acrylic Adhesive 200MP is usable for short periods (minutes, hours) at temperatures up to 400°F (204°C) and for intermittent longer periods (days, weeks) up to 300°F (149°C).

Lower Temperature Service Limit: The glass transition temperature for 3M™ High Performance Acrylic Adhesive 200MP is -31°F (-35°C). Many applications survive below this temperature (factors affecting successful applications include: materials being bonded, dwell at RT before cold exposure, and stress below the TG [i.e. expansion/contraction stresses, impact]). Optimum conditions are: bonding high surface energy materials, longer time at RT before cold exposure, and little or no stress below the TG. The lowest service temperature is -40°F (-40°C).

Storage and Shelf Life

It is suggested that products are stored at room temperature conditions of 70°F (21°C) and 50% relative humidity.

If stored properly, product retains its performance and properties for 24 months from date of manufacture.

Recognition/Certification

TSCA: This product is defined as an article under the Toxic Substances Control Act and therefore, it is exempt from inventory listing requirements

MSDS: 3M has not prepared a MSDS for this product which is not subjected to the MSDS requirements of the Occupational Safety and Health Administration's Hazard Communication Standard, 29 C.F.R.1910.1200(b)(6)(v). When used under reasonable conditions or in accordance with the 3M directions for use, this product should not present a health and safety hazard. However, use or processing of the product in a manner not in accordance with the directions for use may affect its performance and present potential health and safety hazards.

UL: These products have been recognized by Underwriters Laboratories, Inc. under Standard UL 969, Marking and Labeling Systems Materials Component. For more information on the UL Certification, please visit the website at <http://www.3M.com/converter>, select UL Recognized Materials, then select the specific product area.

Military: Meets MIL-P-19834

Note: One of 3M's core values is to respect our social and physical environment. 3M is committed to comply with ever-changing, global, regulatory and consumer environmental, health, and safety (EHS) requirements. As a service to our customers, 3M is providing information on the regulatory status of many 3M products. Further regulation information including that for OSHA, USCPSI, FDA, California Proposition 65, READY and RoHS, can be found at 3M.com/regs.

Bottom Matter

3M

Industrial Adhesives and Tapes Division

3M Center, Building 225-3S-06
 St. Paul, MN 55144-1000
 800-362-3550

Trademarks

3M is a trademark of 3M Company.

Automotive Disclaimer

Automotive Applications: This product is an industrial product and has not been designed or tested for use in certain automotive applications, including, but not limited to, automotive electric powertrain battery or high voltage applications. This product does not fully adhere to typical automotive design or quality system requirements, such as IATF 16949 or VDA 6.3. This product may not be manufactured in an IATF certified facility and may not meet a Ppk of 1.33 for all properties. The product may not undergo an automotive production part approval process (PPAP). Customer is solely responsible for evaluating the product and determining whether it is appropriate and suitable for customer's automotive application and for conducting incoming inspections before use of the product. Failure to do so may result in injury, death, and/or harm to property. No written or verbal statement, report, data or recommendation by 3M related to automotive use of the product shall have any force or effect unless in an agreement signed by the Technical Director of 3M's Automotive Division. Customer assumes all responsibility and risk if customer chooses to use this product in an automotive electric powertrain battery or high voltage application, and 3M will not be liable for any loss or damage arising from or related to the 3M product or customer's use of the product, whether direct, indirect, special, incidental, or consequential (including, but not limited to, lost profits or business opportunity or recall costs), regardless of the legal or equitable theory asserted, including, but not limited to, warranty, contract, negligence, or strict liability. In no event shall 3M be liable for any damages in excess of the purchase price paid for the product.

NOTWITHSTANDING ANY OTHER STATEMENT TO THE CONTRARY, 3M MAKES NO REPRESENTATIONS, WARRANTIES OR CONDITIONS WHATSOEVER, EXPRESS OR IMPLIED, REGARDING THE PRODUCT IF USED IN AN AUTOMOTIVE ELECTRIC POWERTRAIN BATTERY OR HIGH VOLTAGE APPLICATION, INCLUDING, BUT NOT LIMITED TO, ANY WARRANTY ON PERFORMANCE, LONGEVITY, SUITABILITY, COMPATIBILITY, OR INTEROPERABILITY, OR ANY IMPLIED WARRANTY OR CONDITION OF MERCHANTABILITY, FITNESS FOR A PARTICULAR PURPOSE, OR ARISING OUT OF A COURSE OF DEALING, CUSTOM, OR USAGE OF TRADE.

Handling/Application Information

Application Examples

- Long term bonding of graphic nameplates and overlays ("subsurface" printed polycarbonate or polyester) to metal and high surface energy plastics in the aerospace, medical and industrial equipment, automotive, appliance and electronics markets.
- Bonding metal nameplates and rating plates in the aerospace, medical and industrial equipment, automotive, appliance and electronics markets.
- Bonding graphic overlays for membrane switches and for bonding the complete switch to the equipment surface.
- High speed processing of parts in the medical, telecommunications and electronics markets (medical components, durable labels, and flexible circuits).
- Lamination to industrial foams for rotary die-cutting of small gaskets for industrial and electronics markets.

Application Techniques

For maximum bond strength (during installation of the final part) the surface should be thoroughly cleaned and dried. Typical cleaning solvents are heptane (for oily surfaces) or isopropyl alcohol for plastics. Use reagent grade solvents since common household materials like rubbing alcohol frequently contain oils to minimize the drying affect on skin and can interfere with the performance of a pressure-sensitive adhesive.

*Note: Carefully read and follow the manufacturer's precautions and directions for use when working with solvents. These cleaning recommendations may not be in compliance with the rules of certain air quality management districts in California; consult applicable rules before use.

It is necessary to provide pressure during lamination (1.5-20 pli recommended) and during final part installation (10-15 psi) to allow the adhesive to come into direct contact with the substrate. Using a hard edged plastic tool, which is the full width of the laminated part, helps to provide the necessary pressure at the point of lamination. Heat can increase bond strength when bonding to metal parts (generally this same increase is observed at room temperature over longer times, weeks). For plastic parts, the bond strength is not enhanced with the addition of heat.

The ideal adhesive application temperature range is 60°F (15.6°C) to 100°F (38°C). Application is not recommended if the surface temperature is below 50°F (10°C) because the adhesive becomes too firm to adhere readily. Once properly applied, at the recommended application temperature, low temperature holding is generally satisfactory (please refer to section VII of the Typical Physical Properties and Performance Characteristics).

When bonding a thin, smooth, flexible material to a smooth surface, it is generally acceptable to use 2 mils of 3M™ Adhesive 200MP. If a texture is visible on one or both surfaces, the 5 mil 3M adhesive 200MP would be suggested. If both materials are rigid, it may be necessary to use a thicker adhesive to successfully bond the components. 3M™ VHB™ Acrylic Foam Tapes may be required (please refer to the data page 70-0709-3830-6).

To apply adhesives in a wide web format, lamination equipment is required to ensure acceptable quality. To learn more about working with pressure-sensitive adhesives please refer to technical bulletin, Lamination Techniques for Converters of Laminating Adhesives (70-0704-1430-8). For additional dispenser information, contact your local 3M sales representative, or the toll free 3M sales assistance number at 1-800-362-3550.

References

Property	Values
3m.com Product Page	https://www.3m.com/3M/en_US/p/d/b40071696/
Safety Data Sheet SDS	https://www.3m.com/3M/en_US/company-us/SDS-search/results/?gsaAction=msdsSRA&msdsLocale=en_US&co=ptn&q=467MP

ISO Statement

This Industrial Adhesives and Tapes Division product was manufactured under a 3M quality system registered to ISO 9001 standards.

Information

Technical Information: The technical information, guidance, and other statements contained in this document or otherwise provided by 3M are based upon records, tests, or experience that 3M believes to be reliable, but the accuracy, completeness, and representative nature of such information is not guaranteed. Such information is intended for people with knowledge and technical skills sufficient to assess and apply their own informed judgment to the information. No license under any 3M or third party intellectual property rights is granted or implied with this information.

Product Selection and Use: Many factors beyond 3M's control and uniquely within user's knowledge and control can affect the use and performance of a 3M product in a particular application. As a result, customer is solely responsible for evaluating the product and determining whether it is appropriate and suitable for customer's application, including conducting a workplace hazard assessment and reviewing all applicable regulations and standards (e.g., OSHA, ANSI, etc.). Failure to properly evaluate, select, and use a 3M product and appropriate safety products, or to meet all applicable safety regulations, may result in injury, sickness, death, and/or harm to property.

Warranty, Limited Remedy, and Disclaimer: Unless a different warranty is specifically stated on the applicable 3M product packaging or product literature (in which case such warranty governs), 3M warrants that each 3M product meets the applicable 3M product specification at the time 3M ships the product. 3M MAKES NO OTHER WARRANTIES OR CONDITIONS, EXPRESS OR IMPLIED, INCLUDING, BUT NOT LIMITED TO, ANY IMPLIED WARRANTY OR CONDITION OF MERCHANTABILITY, FITNESS FOR A PARTICULAR PURPOSE, OR ARISING OUT OF A COURSE OF DEALING, CUSTOM, OR USAGE OF TRADE. If a 3M product does not conform to this warranty, then the sole and exclusive remedy is, at 3M's option, replacement of the 3M product or refund of the purchase price.

Limitation of Liability: Except for the limited remedy stated above, and except to the extent prohibited by law, 3M will not be liable for any loss or damage arising from or related to the 3M product, whether direct, indirect, special, incidental, or consequential (including, but not limited to, lost profits or business opportunity), regardless of the legal or equitable theory asserted, including, but not limited to, warranty, contract, negligence, or strict liability.

Disclaimer: 3M industrial and occupational products are intended, labeled, and packaged for sale to trained industrial and occupational customers for workplace use. Unless specifically stated otherwise on the applicable product packaging or literature, these products are not intended, labeled, or packaged for sale to or use by consumers (e.g., for home, personal, primary or secondary school, recreational/sporting, or other uses not described in the applicable product packaging or literature), and must be selected and used in compliance with applicable health and safety regulations and standards (e.g., U.S. OSHA, ANSI), as well as all product literature, user instructions, warnings, and limitations, and the user must take any action required under any recall, field action or other product use notice. Misuse of 3M industrial and occupational products may result in injury, sickness, or death. For help with product selection and use, consult your on-site safety professional, industrial hygienist, or other subject matter expert. For additional product information, visit www.3M.com.